

# Groupe de Réflexion Interdisciplinaire sur les Programmes

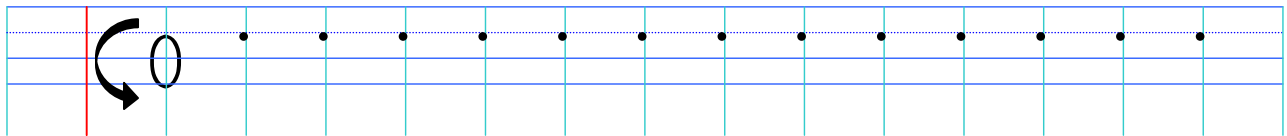
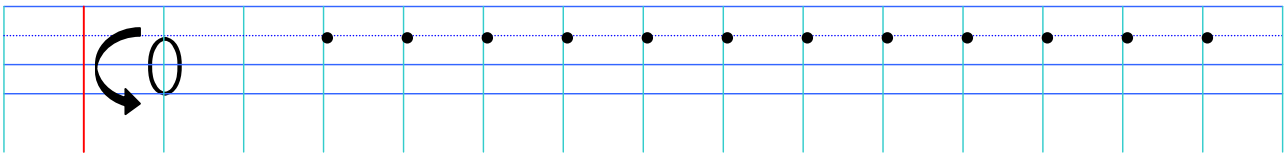
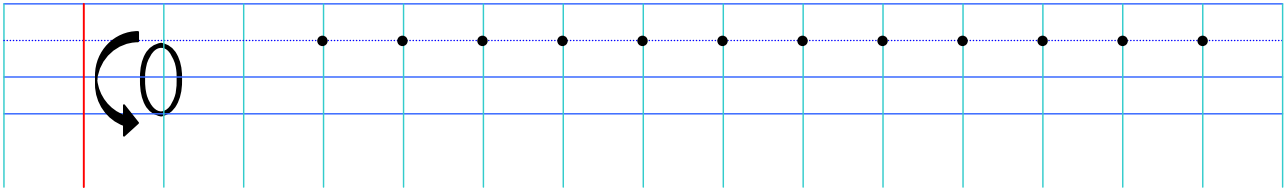
## Ecriture des chiffres

Pascal Dupré, instituteur

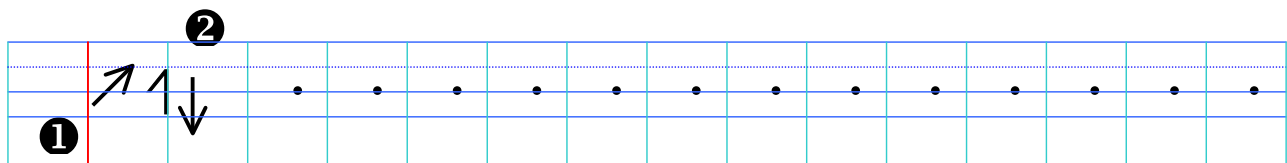
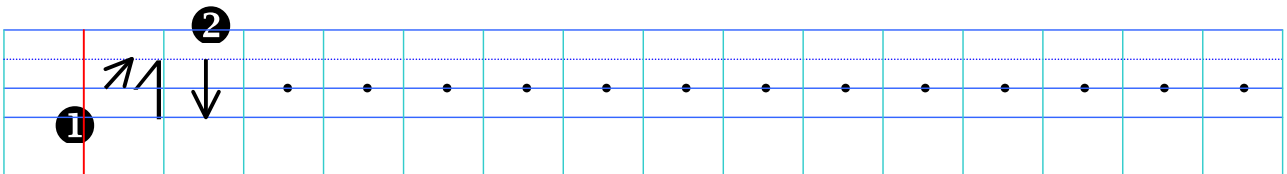
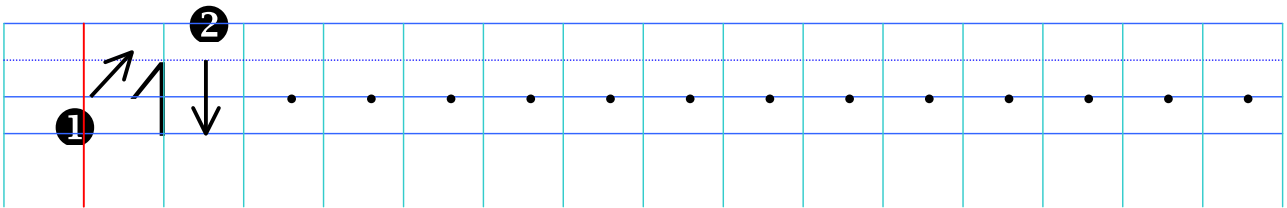
Octobre 2007

Ces documents sont la propriété de leurs auteurs et du GRIP ; tout usage commercial est soumis à leur autorisation. Le GRIP autorise un libre usage privé ainsi qu'une libre diffusion non commerciale de ces documents (i.e. au maximum au prix coûtant du support matériel) auprès des personnes intéressées, à condition que l'origine de la source soit toujours explicitement et visiblement mentionnée. Si le document donne lieu à des versions modifiées ou dérivées qui sont reproduites ou diffusées électroniquement, celles-ci doivent fidèlement indiquer leurs sources et la nature des modifications qui y ont été apportées, et le GRIP doit être informé de leur existence ; en outre, comme la version originale, ces versions doivent être elles-mêmes disponibles en accès électronique libre et dans leur format natif, toutes les conditions précises de la présente licence d'utilisation s'appliquant aux versions dérivées quelles qu'elles soient.

## Écriture du 0



## Écriture du 1



## Écriture du 2

The first row shows a vertical red line on the left. To its right, a large number '2' is formed with a curved arrow labeled '1' starting from the top and moving down to the right, and a straight arrow labeled '2' starting from the top of the curve and moving straight down. To the right of this diagram is a horizontal row of 12 dots on a blue-lined grid, each dot positioned at the start of a vertical grid line.

The second row is identical to the first, showing the stroke order diagram and the row of 12 dots for tracing.

The third row is identical to the first, showing the stroke order diagram and the row of 12 dots for tracing.

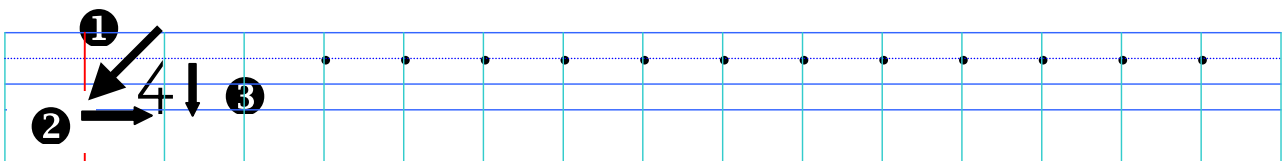
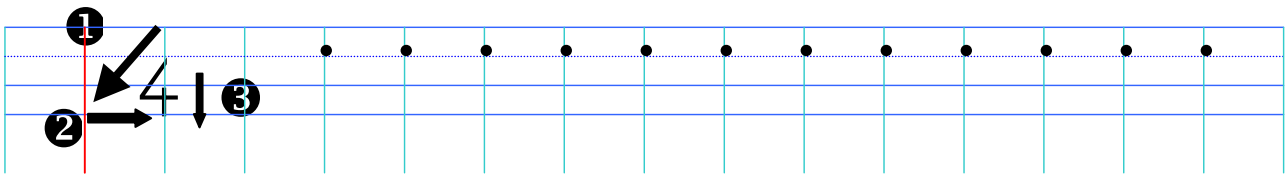
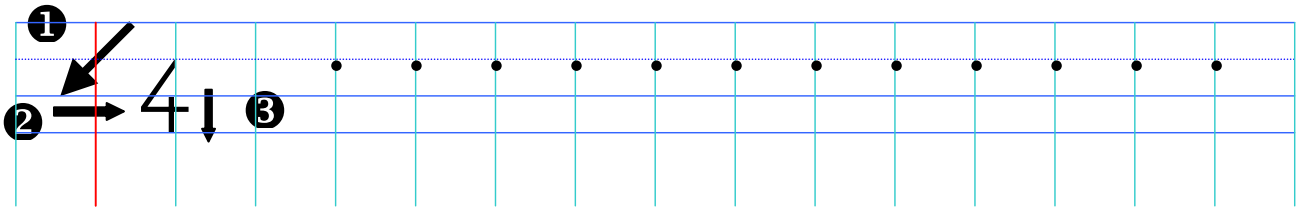
## Écriture du 3

The first row shows a vertical red line on the left. To its right, a large number '3' is formed with a curved arrow labeled '1' starting from the top and moving down to the right, and a second curved arrow labeled '2' starting from the bottom of the first curve and moving down to the right. To the right of this diagram is a horizontal row of 12 dots on a blue-lined grid, each dot positioned at the start of a vertical grid line.

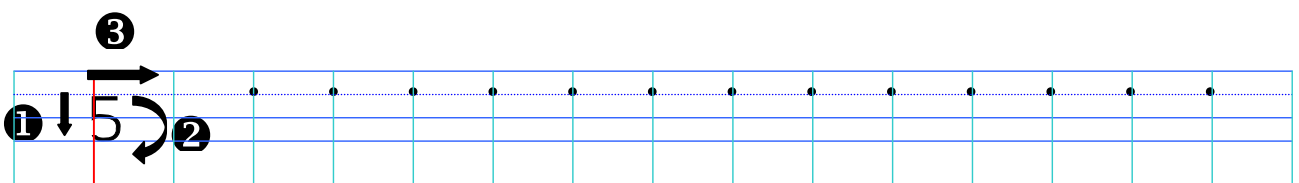
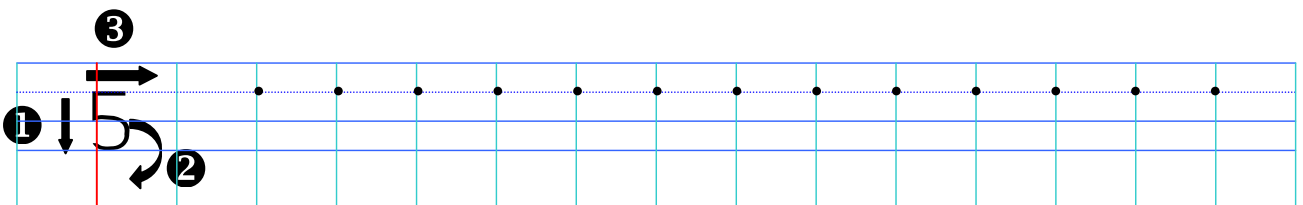
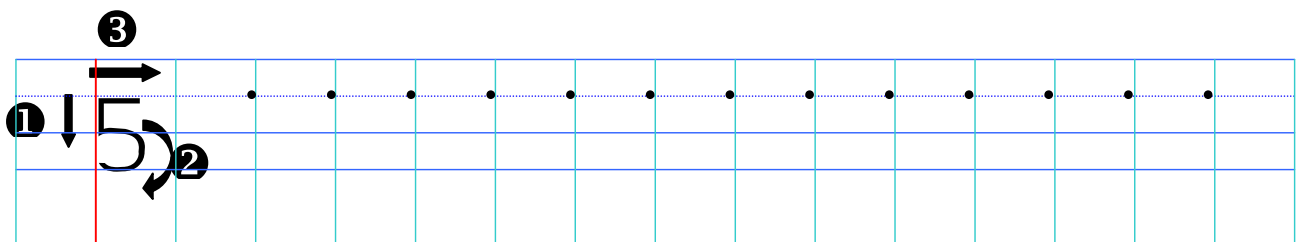
The second row is identical to the first, showing the stroke order diagram and the row of 12 dots for tracing.

The third row is identical to the first, showing the stroke order diagram and the row of 12 dots for tracing.

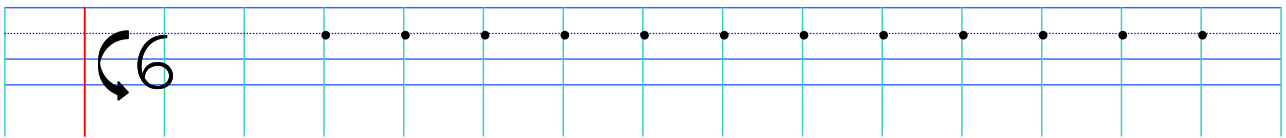
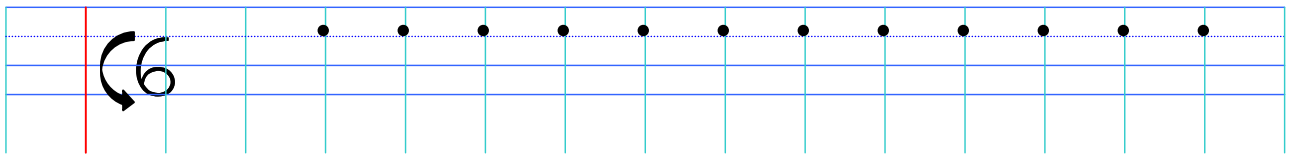
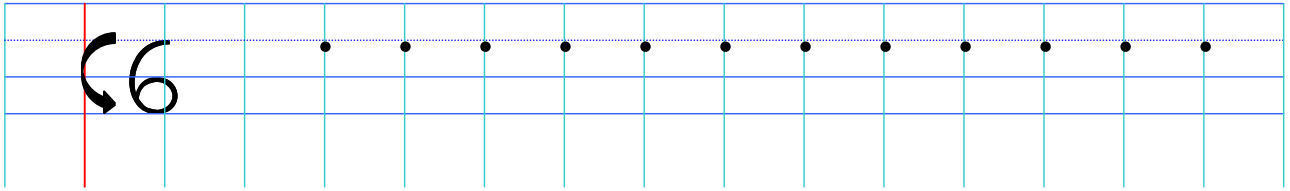
## Écriture du 4



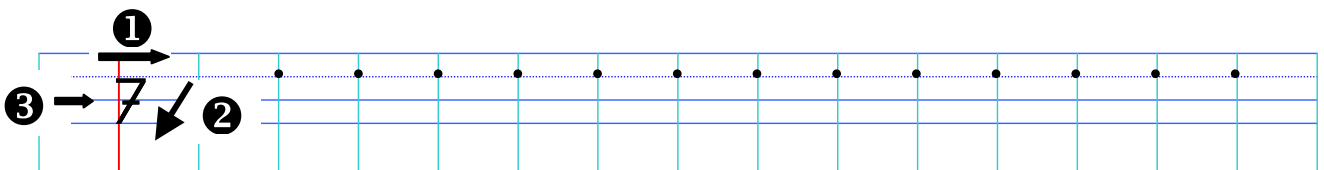
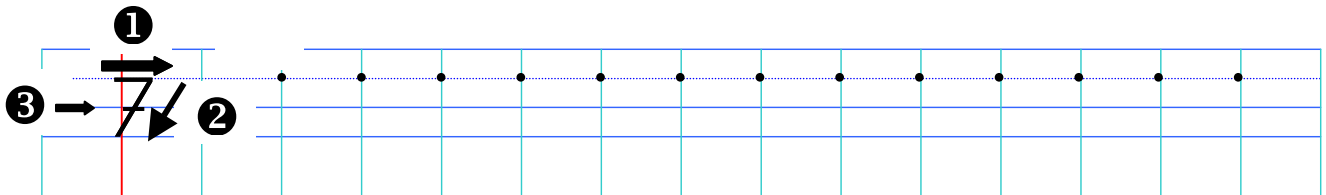
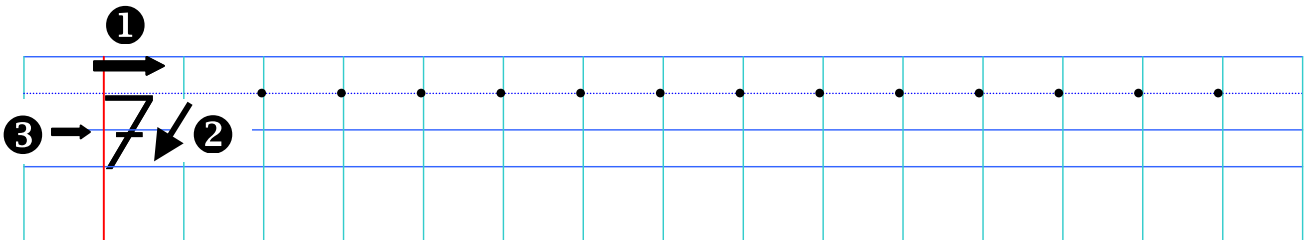
## Écriture du 5



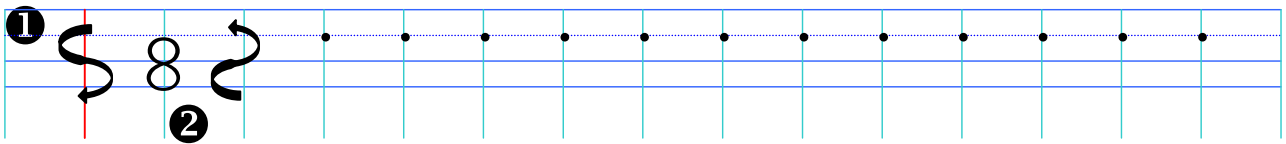
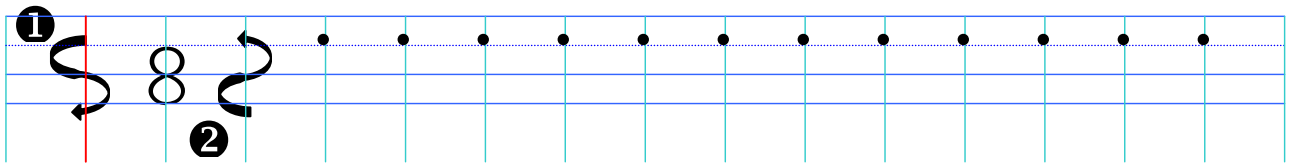
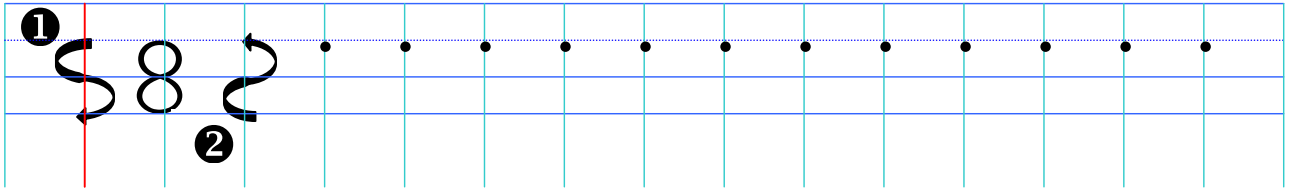
## Écriture du 6



## Écriture du 7



## Écriture du 8



## Écriture du 9

